

Description and application

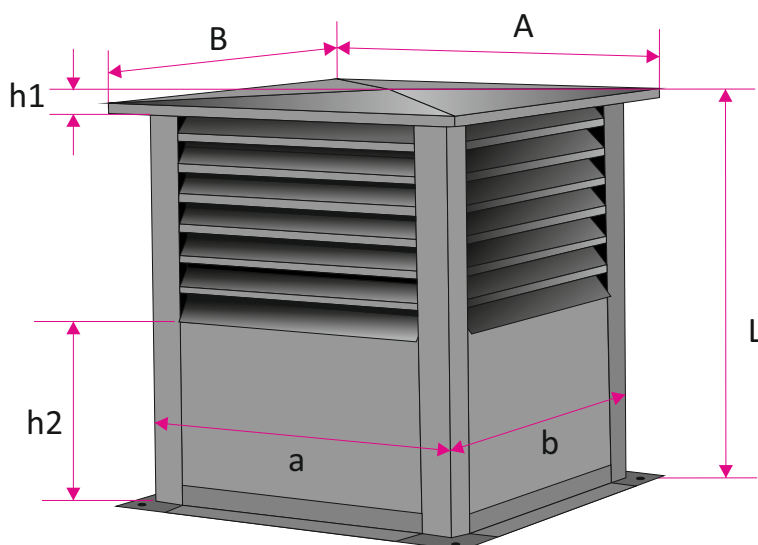
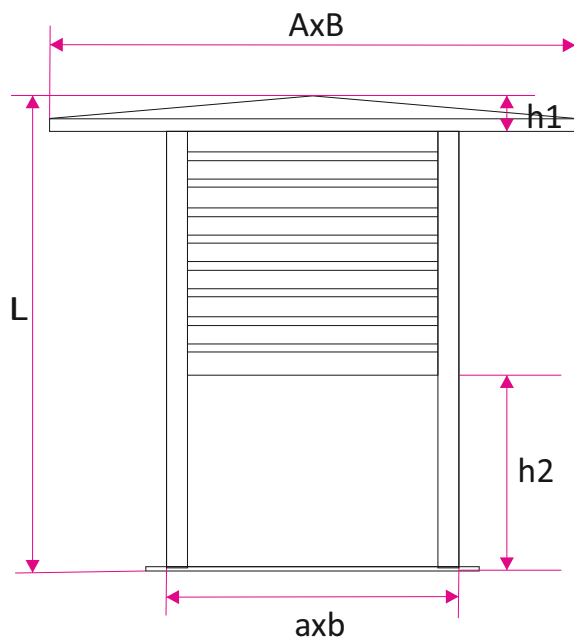
Intake / exhaust roof louvre are used in the ventilation installation intake and exhaust, as the end extract ducts and ventilation holes with a rectangular section. Located on the roof, connected to the ventilation duct, it is designed to extract fresh air from the exterior to the interior installation. They may also be mounted on the roof base and the pedestal equalizing roof pitch. Thanks to the protective mesh that protects ventilation hole before the bird, rodent and larger impurities (like the leaves) to get inside.

Material and workmanship

Intake / exhaust roof louvre type B is made of galvanized steel. Directly behind the blades is a protective mesh to secure installation before the leaves and other larger impurities. On request it is possible to powder coated to any RAL color and make louvres of aluminum and stainless steel.

Size

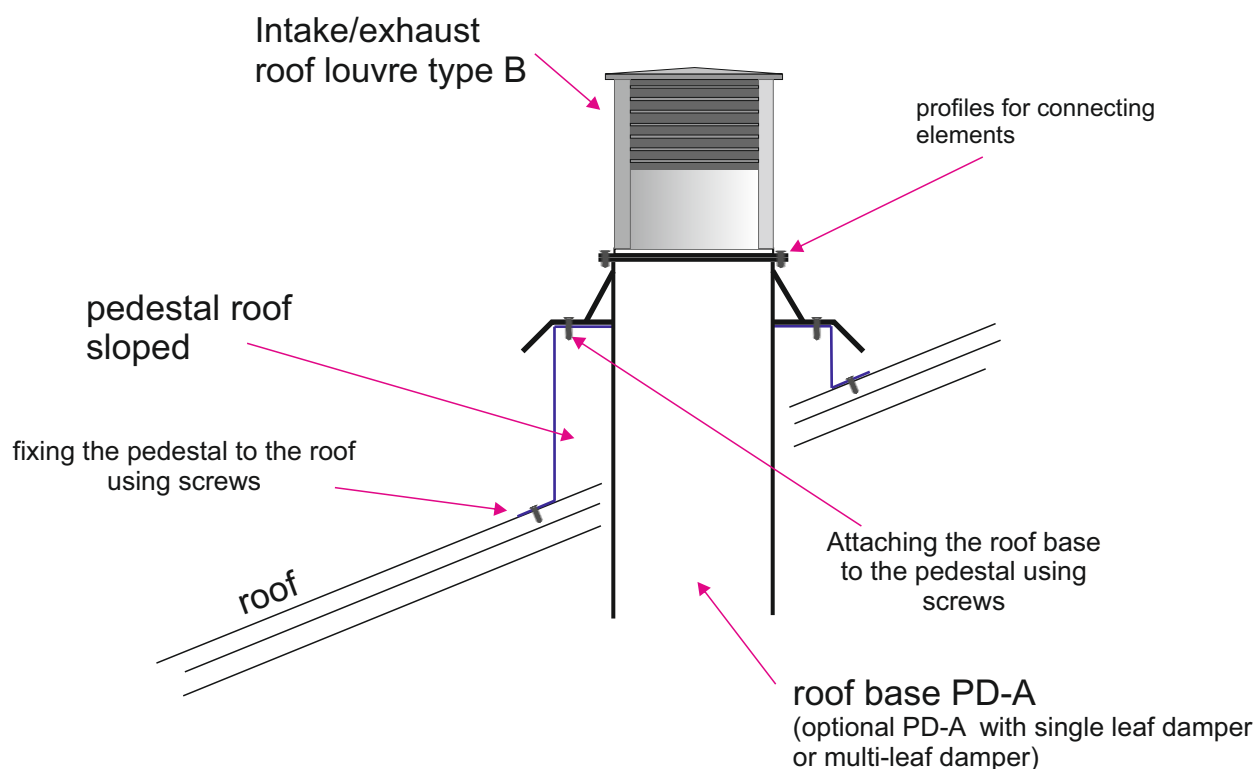
Intake / exhaust roof louvre are manufactured to order. Examples dimensions are given in the table. On request it is possible to make louvre in other dimensions.



Size axb	A	B	L	h1	h2
mm					
250x250	320	320	515	30-60	~300
250x400	320	470	520	30-60	~300
250x630	320	700	520	30-60	~300
400x400	470	470	640	30-60	~300
400x630	470	700	640	30-60	~300
630x630	700	700	760	30-60	~300
630x1000	700	1070	765	30-60	~300
630x1600	700	1670	845	30-60	~300
1000x1000	1070	1070	1130	30-60	~300
1000x1600	1070	1670	1130	30-60	~300

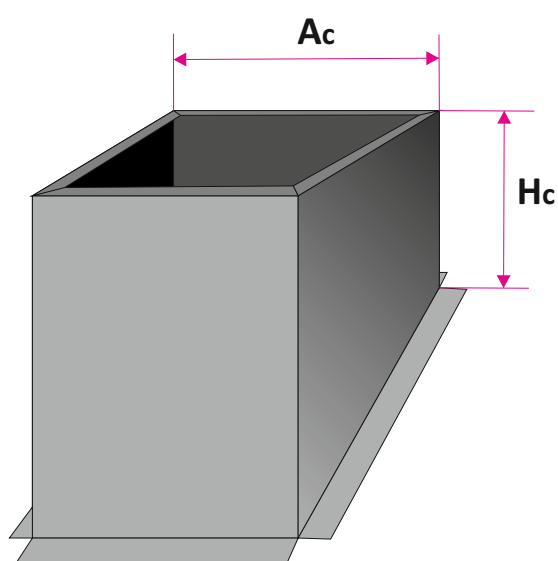
Values in the table are only examples of dimensions. On request possible to make louvre in other height L, h2.

Installation example

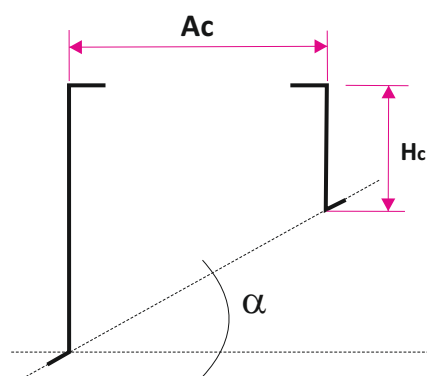


Accessories - pedestal roof

Roof pedestal is mounted on the roof as supporting structure of the roof bases PD-B/I, PD-B/II, PD-B/III, PD-A and to leveling roof pitch. Standard is made of galvanized steel. On request it is possible to powder-coated in any RAL color and to make pedestal from stainless steel or aluminum. Pedestal can also be isolated, thermal and / or acoustic with rubber or mineral wool.

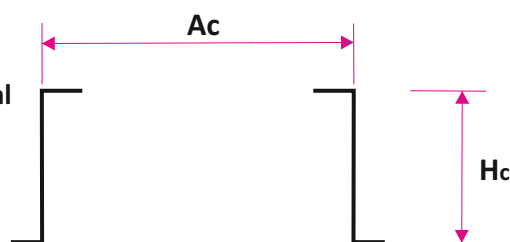


1. Angle pedestal



NOTE: please note whether the value of α is given in degrees or percent

2. Straight pedestal



The height of the straight and angle pedestal adjusted to the conditions at its mounting location (need to define at the time of making order).

The method of placing an order

Please make orders according to the following formula:

CzWD-B / 'axb' / 'h2' / 'L' / 'RAL' / 'M'

'axb'	dimension of louvre (according to the table or individual on request)
'h2'	roof pedestal height (according to the table or individual on request)
'L'	height of louvre (according to the table or individual on request)
'RAL'	color according to RAL palette (none*)
'M'	material: OC - galvanized steel* AL - aluminum KO - stainless steel / acid proof steel (type 1.4301 or 1.4404)

* - If you don't give the information will be used standard parameters.